


SEPARATION IN THREE-DIMENSIONAL FLOW: CRITICAL POINTS, SEPARATION LINES AND VORTICES



Flow above the Concorde wing

H. Werlé. © Onera

Jean Délery
Emeritus advisor at Onera
jean.delery@free.fr

Edition 2011

Separation in three-dimensional steady flow

- 1 - The critical point theory and three-dimensional separation.
- 2 - The basic constitutive elements: separation lines of detachment and attachment, separation surfaces of detachment and attachment, vortex structures.
- 3 - Topology of some remarkable three-dimensional flows:
 - vortex formation over a delta wing
 - vortices of slender body
 - vortex wake of a classical wing
 - separation induced by an obstacle or a protuberance
 - afterbody without and with propulsive jet
 - vortex formation past a three-body automobile
- 4 - Two-dimensional separation revisited with 3D concepts or an apparently simple case.

Separation in three-dimensional steady flow

Part 1: THE CRITICAL POINT THEORY AND THREE-DIMENSIONAL SEPARATION



Towards a rational definition of 3D separation




Robert Legendre



Henri Werlé

The critical point theory and three-dimensional separation

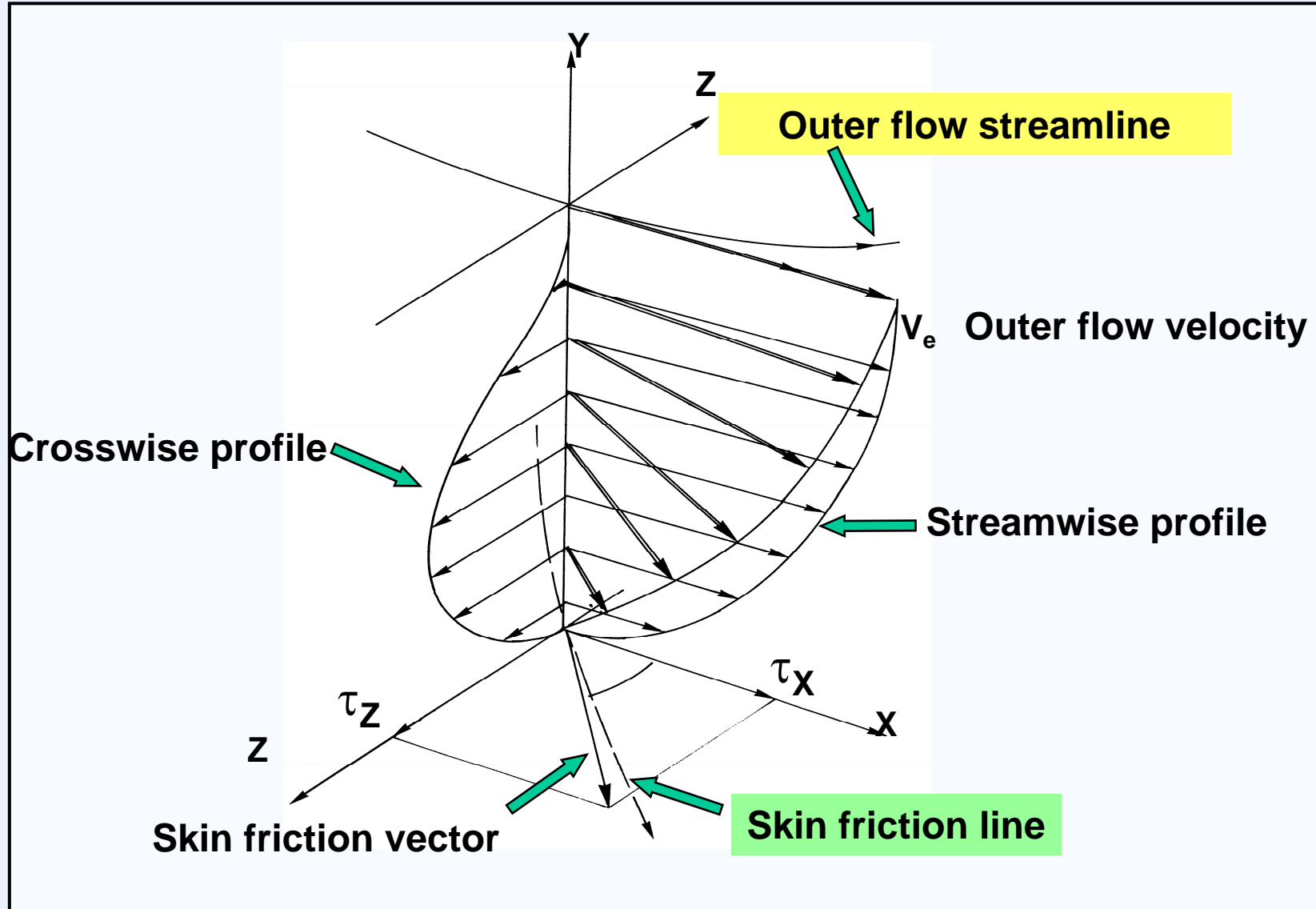


Henri Poincaré, 1854 - 1912

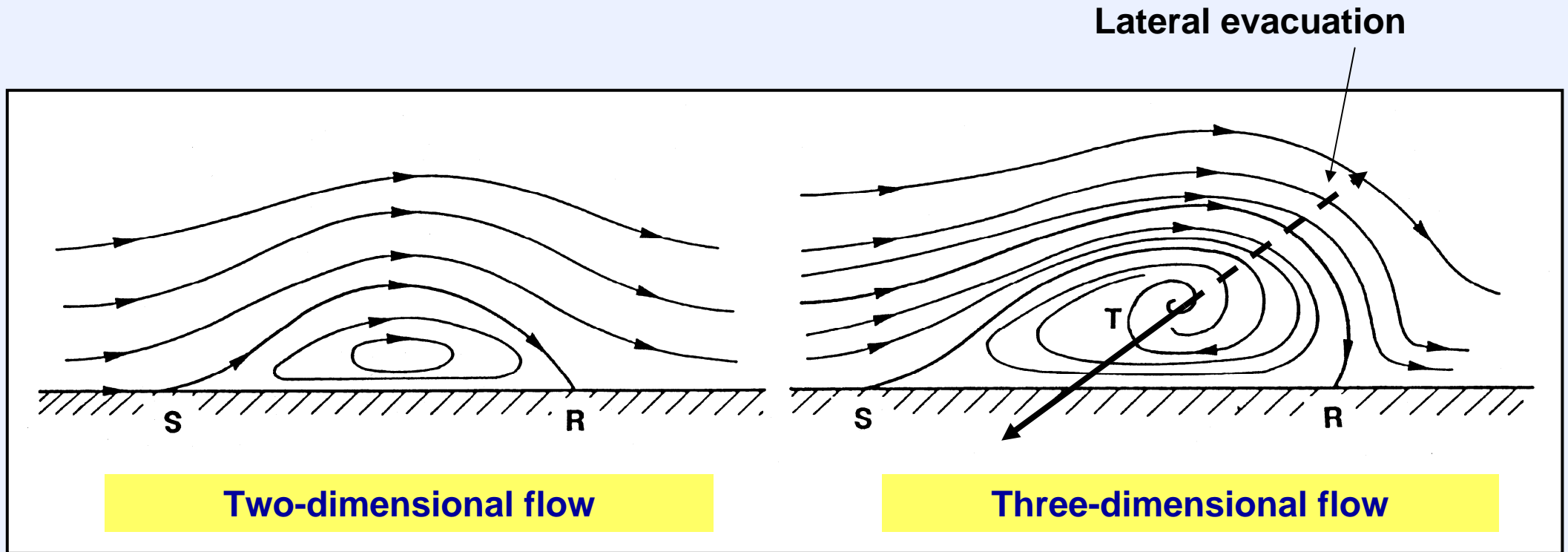
Some definitions or what we are about to speak

- Three-dimensional separated flows are characterized by the existence of **vortical structures** defined as spatial concentration of vorticity resulting from boundary layer separation.
- Once separation has occurred, vorticity tends to concentrate in the vicinity of surfaces – or sheets – **whose rolling up forms vortices.**
- In the reality, such surfaces – or sheets - defined as support of discontinuities (or singularities) do not exist. Such concepts belong to perfect fluid models. In the real world, vorticity is continuously distributed in space and occupies a certain volume in the vicinity of what we call **separation or detachment surfaces.**

Structure of a three-dimensional boundary layer



Naive conceptions or separation



- In three-dimensional flows, velocity develops a transverse (crosswise) component allowing the flow to laterally escape.
- The separated flow is no longer trapped in a closed recirculation bubble, but can be evacuated along the transverse dimension.

Basic notions and definitions (1)


In a three-dimensional flow, skin friction is a vector.

- We call **skin friction line** a line tangent at each of its points to the local skin friction vector.
- Sometimes the concept of **limit streamline** is used: it is defined as the limit of a streamline when the distance y normal to the wall tends to zero.
- It can be shown that the limit direction of the velocity vector when y tends to zero is colinear with the skin friction vector (if the fluid is Newtonian).
- Skin friction lines and limit streamlines coincide.

Basic notions and definitions (2)


- Here we will use the physical concept of skin friction line rather than the limit streamline concept which results from a passage to the limit.
- The use of the wall streamline concept is still worst since there is no flow on a surface!
- The skin friction lines can be visualized by means of a viscous film deposited on the model surface: they have a real existence.
- The set of skin friction lines will be called the skin friction line surface pattern or more shortly **skin friction line pattern** or surface pattern.

Skin friction lines visualization on a blunted body



Wind tunnel S2Ch. © Onera


Skin friction lines visualization on a blunted body



Wind tunnel S2Ch. © Onera

The critical point theory (1)
(Poincaré, 1882 ; Legendre, 1956 ; Lighthill, 1963)

- ★ **The flow is assumed steady (not essential).**
- ★ **We consider the two-dimensional space constituted by the surface of a three-dimensional body.**
- ★ **We introduce the skin friction vector field on the body surface.**
- ★ **We define the lines of force or trajectories of this field. Such lines are solutions of the differential system (x and z are two coordinates in the surface):**

 (1)

$$\frac{dx}{\tau_x(x, z)} = \frac{dz}{\tau_z(x, z)}$$

The critical point theory (2)

- ★ In general, by one point on the body goes one and only one such trajectory called **a skin friction line**.
- ★ This is not true at a point P_0 where the skin friction vector vanishes: then system (1) is singular.
- ★ Such a point is called **singular or critical**, the solution of system (1) at a critical point leading to an eigenvalue problem.
- ★ In the vicinity of a critical point, the solution lines behaviour depends of the **nature (real or complex) and sign of the eigenvalues**.

The critical point theory (3)

★ At point P_0 we simultaneously have:

$$\tau_x(\mathbf{x}, \mathbf{z}) = \mathbf{0} \quad , \quad \tau_z(\mathbf{x}, \mathbf{z}) = \mathbf{0}$$

★ Solution in the vicinity of P_0 is looked for via a first order Taylor series expansion:

$$\tau_x(\mathbf{x}, \mathbf{z}) = \left(\frac{\partial \tau_x}{\partial \mathbf{x}} \right)_{P_0} (\mathbf{x} - \mathbf{x}_0) + \left(\frac{\partial \tau_x}{\partial \mathbf{z}} \right)_{P_0} (\mathbf{z} - \mathbf{z}_0)$$

$$\tau_z(\mathbf{x}, \mathbf{z}) = \left(\frac{\partial \tau_z}{\partial \mathbf{x}} \right)_{P_0} (\mathbf{x} - \mathbf{x}_0) + \left(\frac{\partial \tau_z}{\partial \mathbf{z}} \right)_{P_0} (\mathbf{z} - \mathbf{z}_0)$$

The critical point theory (4)

★ For simplicity, the origin of system axis is placed at P_0 and index 0 is omitted.

$$\frac{dx}{\frac{\partial \tau_x}{\partial x} x + \frac{\partial \tau_x}{\partial z} z} = \frac{dz}{\frac{\partial \tau_z}{\partial x} x + \frac{\partial \tau_z}{\partial z} z}$$

★ The skin friction derivatives being assumed different from zero, then:

$$(2) \quad \frac{dx}{\frac{\partial \tau_x}{\partial x} x + \frac{\partial \tau_x}{\partial z} z} = \frac{dz}{\frac{\partial \tau_z}{\partial x} x + \frac{\partial \tau_z}{\partial z} z} =$$

$$= \frac{\lambda dx + \mu dz}{\lambda \left(\frac{\partial \tau_x}{\partial x} x + \frac{\partial \tau_x}{\partial z} z \right) + \mu \left(\frac{\partial \tau_z}{\partial x} x + \frac{\partial \tau_z}{\partial z} z \right)}$$

The critical point theory (5)

A solution is looked for by writing (2) in the following logarithmic form:


$$\frac{\lambda d\mathbf{x} + \mu d\mathbf{z}}{\lambda \left(\frac{\partial \tau_x}{\partial \mathbf{x}} \mathbf{x} + \frac{\partial \tau_x}{\partial \mathbf{z}} \mathbf{z} \right) + \mu \left(\frac{\partial \tau_z}{\partial \mathbf{x}} \mathbf{x} + \frac{\partial \tau_z}{\partial \mathbf{z}} \mathbf{z} \right)} = \frac{d(\lambda \mathbf{x} + \mu \mathbf{z})}{\mathbf{S}(\lambda \mathbf{x} + \mu \mathbf{z})}$$

The solution is of the form:

$$\frac{d(\lambda \mathbf{x} + \mu \mathbf{z})}{\mathbf{S}(\lambda \mathbf{x} + \mu \mathbf{z})} = \frac{df}{\mathbf{S}f} = -dt \quad \rightarrow \quad f = A \exp(-\mathbf{S}t)$$

$$\lambda \mathbf{x} + \mu \mathbf{z} = A \exp[-\mathbf{S}t]$$

t  integration dummy variable


problem  **find λ and μ**

The critical point theory (6)

The previous form is possible if the following conditions are satisfied:

$$\lambda \frac{\partial \tau_x}{\partial \mathbf{x}} \mathbf{x} + \mu \frac{\partial \tau_z}{\partial \mathbf{x}} \mathbf{x} = \mathbf{S} \lambda \mathbf{x}$$

$$\lambda \frac{\partial \tau_x}{\partial \mathbf{z}} \mathbf{z} + \mu \frac{\partial \tau_z}{\partial \mathbf{z}} \mathbf{z} = \mathbf{S} \mu \mathbf{z}$$



First degree homogenous algebraic system for λ and μ :

$$\left(\frac{\partial \tau_x}{\partial \mathbf{x}} - \mathbf{S} \right) \lambda + \frac{\partial \tau_z}{\partial \mathbf{x}} \mu = \mathbf{0}$$

$$\frac{\partial \tau_x}{\partial \mathbf{z}} \lambda + \left(\frac{\partial \tau_z}{\partial \mathbf{z}} - \mathbf{S} \right) \mu = \mathbf{0}$$

The critical point theory (7)

Trivial solution : $\lambda = 0$ et $\mu = 0$

Non trivial solution  system determinant must be equal to zero:

$$\begin{vmatrix} \frac{\partial \tau_x}{\partial \mathbf{x}} - \mathbf{S} & \frac{\partial \tau_z}{\partial \mathbf{x}} \\ \frac{\partial \tau_x}{\partial \mathbf{z}} & \frac{\partial \tau_z}{\partial \mathbf{z}} - \mathbf{S} \end{vmatrix} = 0$$



Algebraic second degree equation for S

$$\mathbf{S}^2 - \mathbf{S} \left(\frac{\partial \tau_x}{\partial \mathbf{x}} + \frac{\partial \tau_z}{\partial \mathbf{z}} \right) + \frac{\partial \tau_x}{\partial \mathbf{x}} \frac{\partial \tau_z}{\partial \mathbf{z}} - \frac{\partial \tau_x}{\partial \mathbf{z}} \frac{\partial \tau_z}{\partial \mathbf{x}} = 0$$

The critical point theory (8)

Jacobian matrix



$$\mathbf{F} = \begin{vmatrix} \frac{\partial \tau_x}{\partial \mathbf{x}} & \frac{\partial \tau_x}{\partial \mathbf{z}} \\ \frac{\partial \tau_z}{\partial \mathbf{x}} & \frac{\partial \tau_z}{\partial \mathbf{z}} \end{vmatrix}$$

$p = - \text{trace of } F$ et $q = \text{determinant of } F$

$$p = - \left(\frac{\partial \tau_x}{\partial \mathbf{x}} + \frac{\partial \tau_z}{\partial \mathbf{z}} \right) \quad q = \left(\frac{\partial \tau_x}{\partial \mathbf{x}} \frac{\partial \tau_z}{\partial \mathbf{z}} - \frac{\partial \tau_z}{\partial \mathbf{x}} \frac{\partial \tau_x}{\partial \mathbf{z}} \right)$$

p and q depend only of the skin friction derivatives at the critical point

Eigenvalue equation



$$\mathbf{S}^2 + p \mathbf{S} + q = 0$$

The critical point theory (9)

★ The solutions of the previous equation (eigenvalue of matrix F) are written:

$$s_{1,2} = \frac{-p \pm \sqrt{p^2 - 4q}}{2}$$

★ The nature – real or complex – of the eigenvalues depends of the sign of the discriminant:


$$D = p^2 - 4q$$

The critical point theory (10)

eigenvalue $\mathbf{S}_1 \rightarrow \lambda_1, \mu_1$ eigenvector (1)


eigenvalue $\mathbf{S}_2 \rightarrow \lambda_2, \mu_2$ eigenvector (2)

$\lambda_1, \mu_1, \lambda_2, \mu_2$ depend of $\frac{\partial \tau_x}{\partial \mathbf{x}}, \frac{\partial \tau_x}{\partial \mathbf{z}}, \frac{\partial \tau_z}{\partial \mathbf{z}}, \frac{\partial \tau_z}{\partial \mathbf{x}}$

Values of λ and μ 

$$\lambda_1 = -\left(\frac{\partial \tau_z}{\partial \mathbf{x}}\right)_{P_0} \quad \mu_1 = \left(\frac{\partial \tau_x}{\partial \mathbf{x}}\right)_{P_0} - \mathbf{S}_1$$

$$\lambda_2 = \left(\frac{\partial \tau_z}{\partial \mathbf{z}}\right)_{P_0} - \mathbf{S}_2 \quad \mu_2 = -\left(\frac{\partial \tau_x}{\partial \mathbf{z}}\right)_{P_0}$$

 $\lambda_1 \mathbf{x} + \mu_1 \mathbf{z} = \mathbf{A}_1 \exp[-\mathbf{S}_1 t]$

$$\lambda_2 \mathbf{x} + \mu_2 \mathbf{z} = \mathbf{A}_2 \exp[-\mathbf{S}_2 t]$$

$\mathbf{A}_1, \mathbf{A}_2$ are determined by matching conditions with the surrounding field

The critical point theory (11)

The solution in the vicinity of a critical point is of the form:

$$\mathbf{x}(t) = \frac{\mathbf{A}_1 \mu_2 \exp(-\mathbf{S}_1 t) - \mathbf{A}_2 \mu_1 \exp(-\mathbf{S}_2 t)}{\lambda_1 \mu_2 - \lambda_2 \mu_1}$$


$$\mathbf{z}(t) = - \frac{\mathbf{A}_1 \lambda_2 \exp(-\mathbf{S}_1 t) - \mathbf{A}_2 \lambda_1 \exp(-\mathbf{S}_2 t)}{\lambda_1 \mu_2 - \lambda_2 \mu_1}$$

The critical point theory (12)

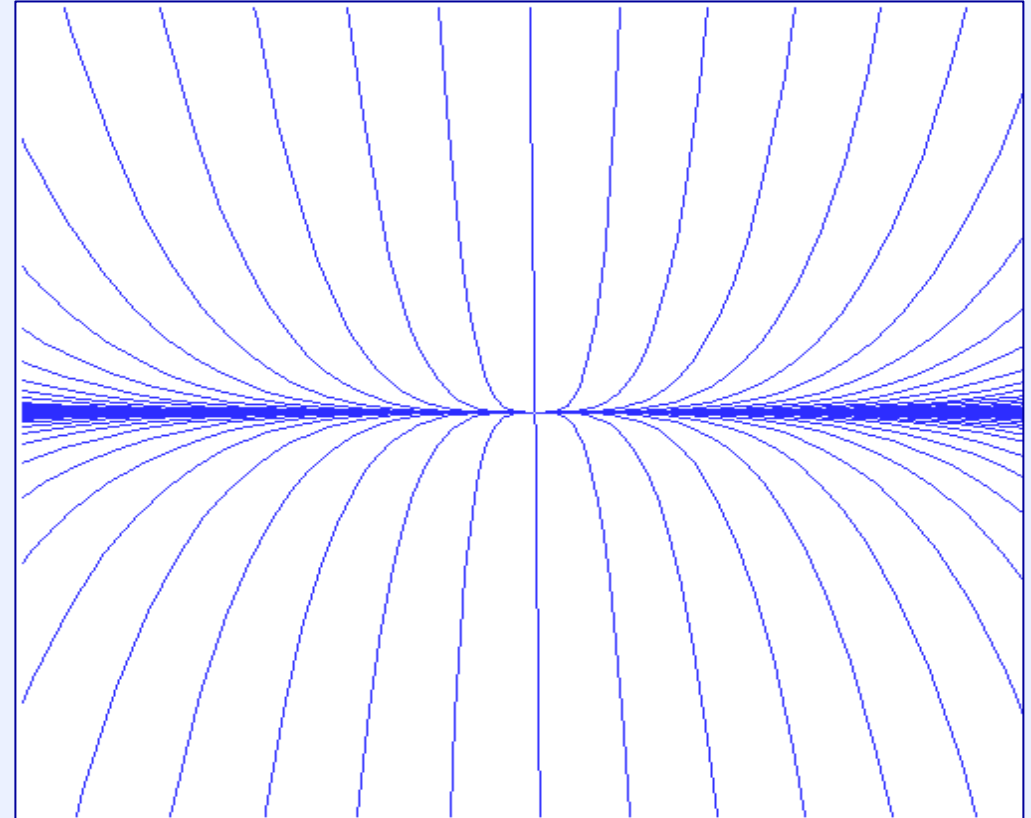
The different critical points:

- ★ S_1, S_2 real and of same sign \longrightarrow node
- ★ S_1, S_2 real and such that $S_1 = S_2$ \longrightarrow isotropic node
- ★ S_1, S_2 real with opposite signs \longrightarrow saddle point
- ★ S_1, S_2 complex conjugate \longrightarrow focus
- ★ S_1, S_2 imaginary \longrightarrow degenerate focus or centre

Node type critical point




$$\lambda_1 = -1 \quad , \quad \lambda_2 = 0$$



$$\lambda_1 = 100 \quad , \quad \lambda_2 = 0$$


$$S_1 = 1 \quad , \quad S_2 = 4$$

Isotropic node type critical point

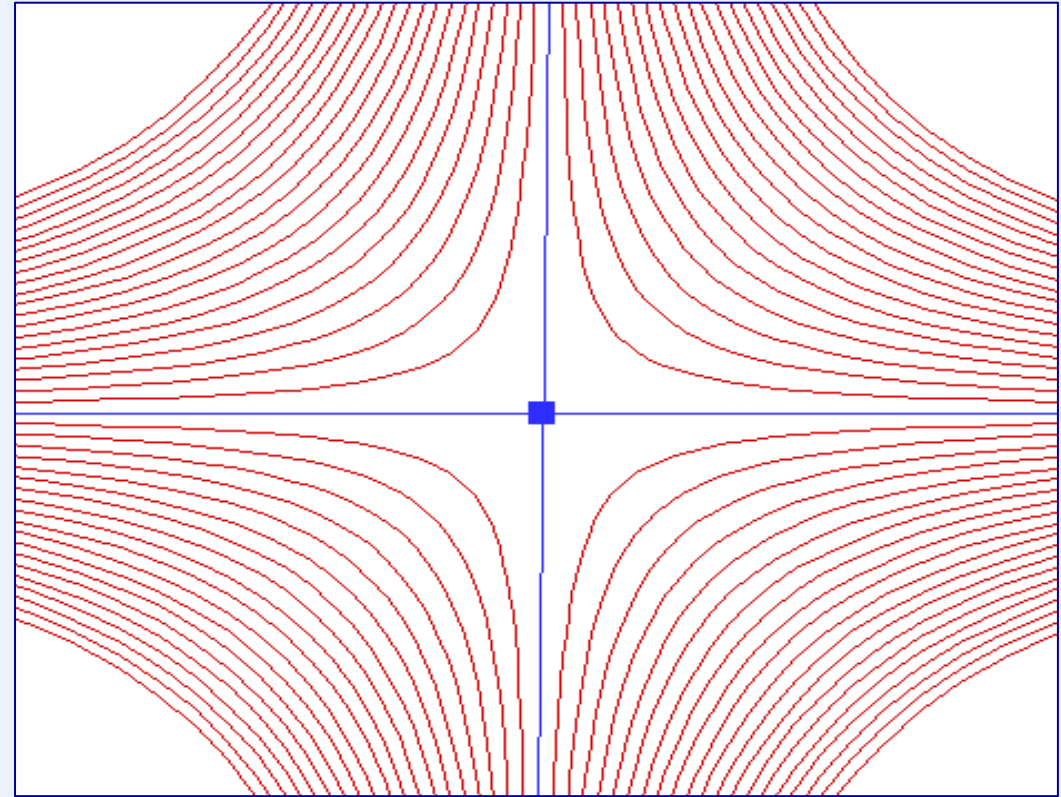


$$S_1 = S_2$$

Saddle type critical point



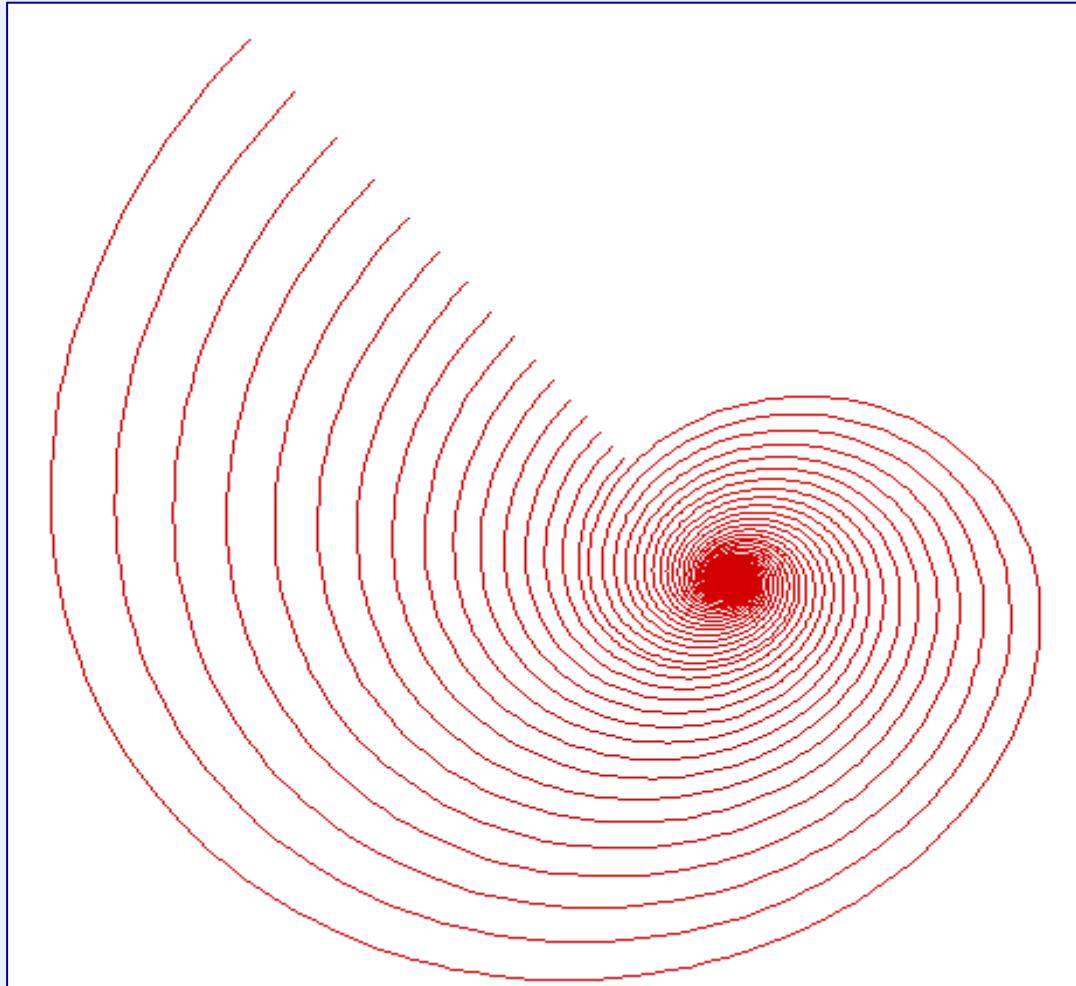
$$\lambda_1 = 1 \quad , \quad \lambda_2 = -1$$



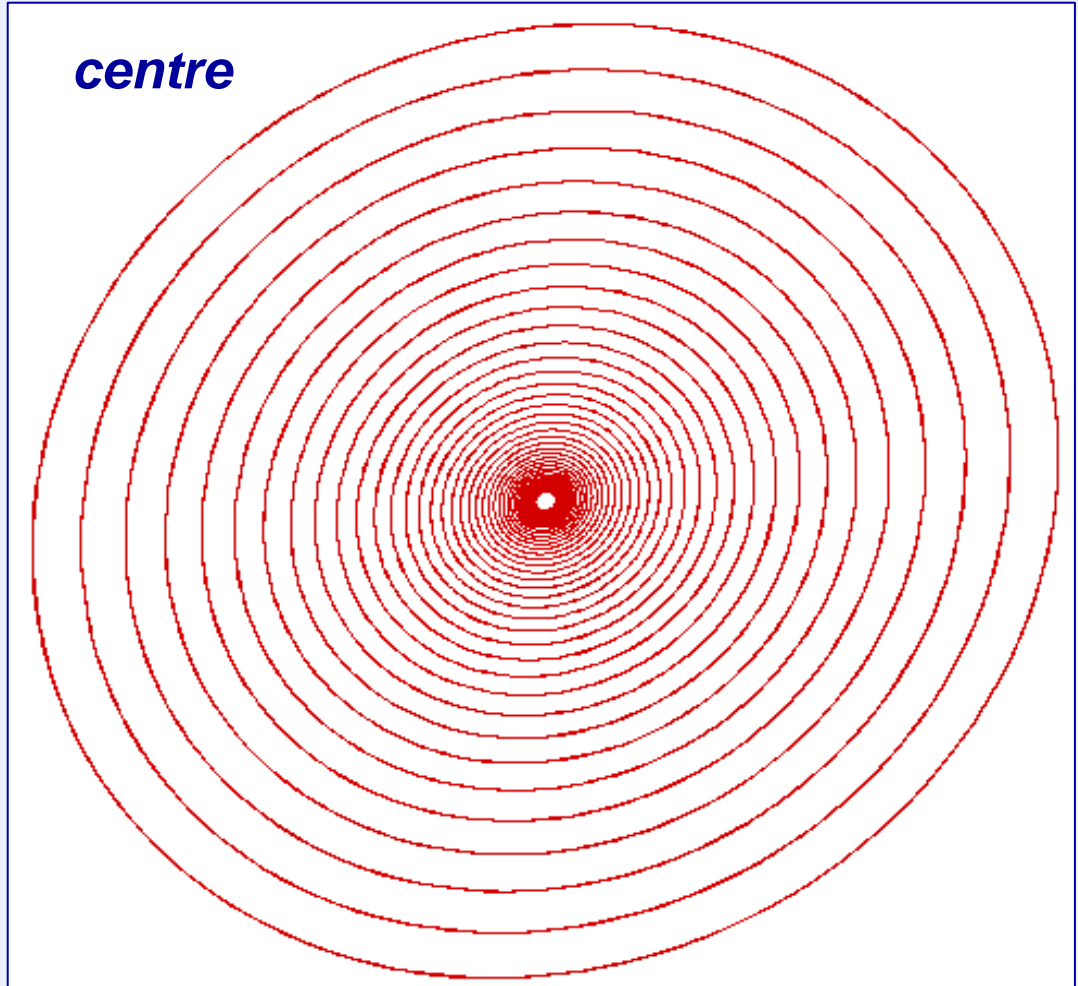
$$\lambda_1 = 0 \quad , \quad \lambda_2 = -100$$

$$\mathbf{S}_1 = -1 \quad , \quad \mathbf{S}_2 = 1$$

Focus type critical point

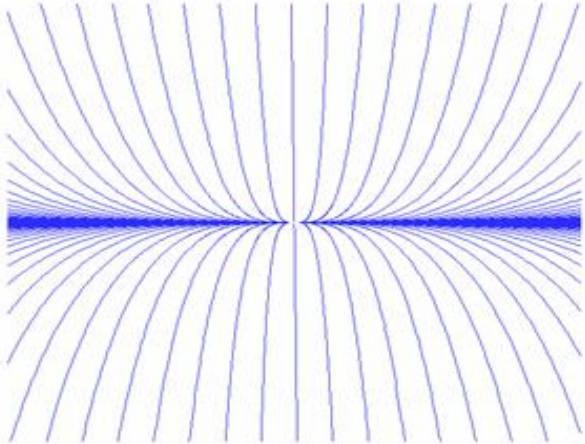


$$S_{1,2} = 1 \pm i \times 4$$




$$S_{1,2} = \pm i \times 4$$

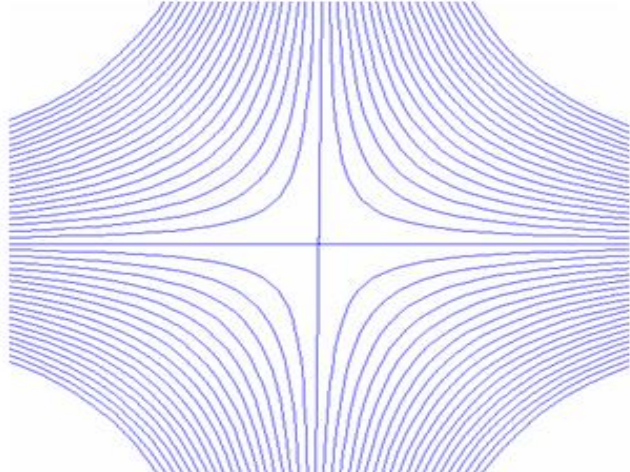
The different critical points



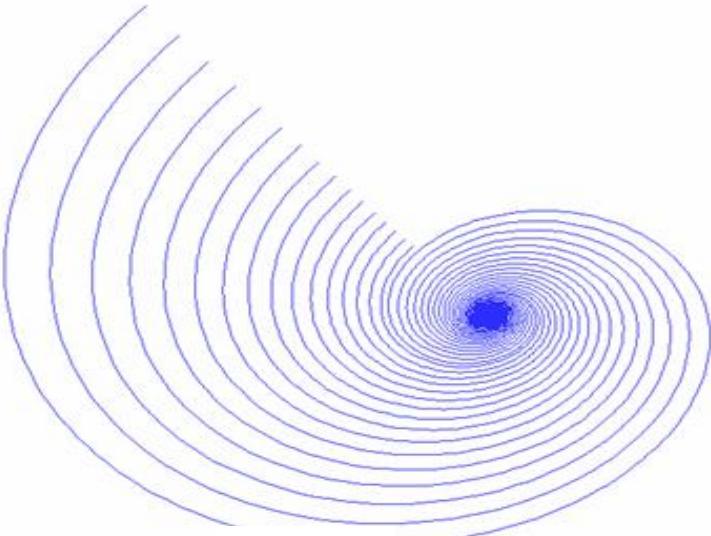
Node



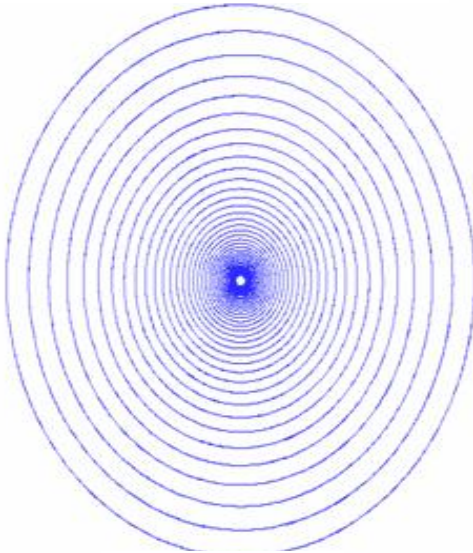
Isotropic node



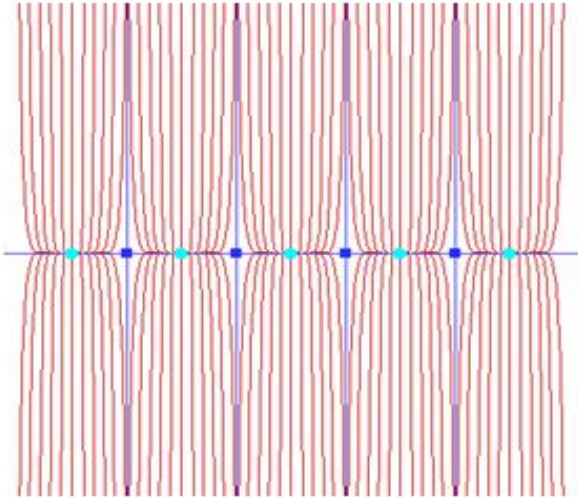
Saddle point



Focus

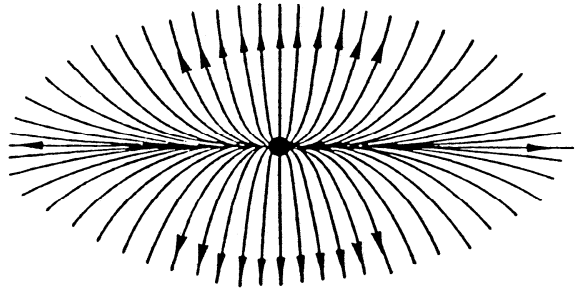


Centre

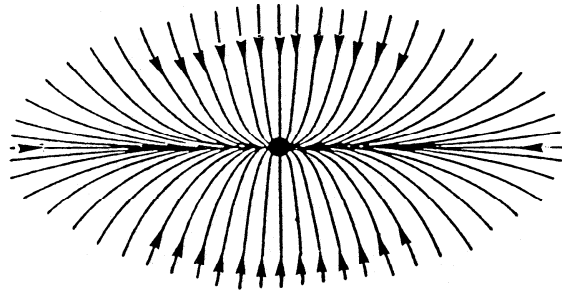


Node-saddle pt. combination

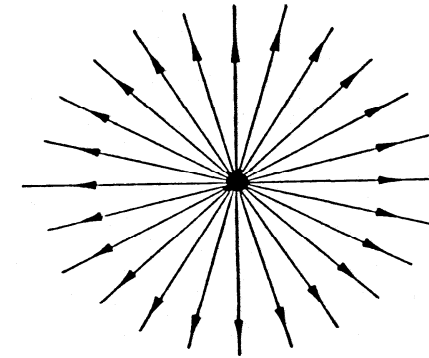
The main critical points



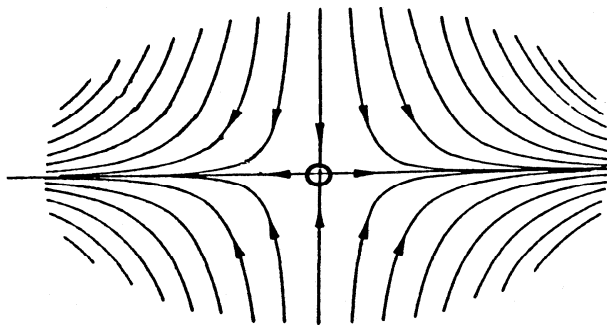
Attachment node



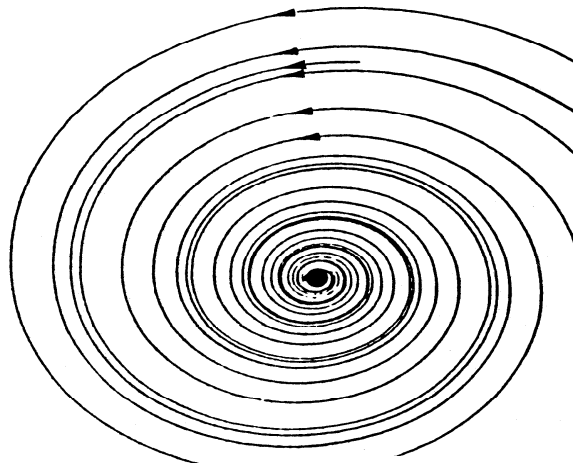
Detachment node



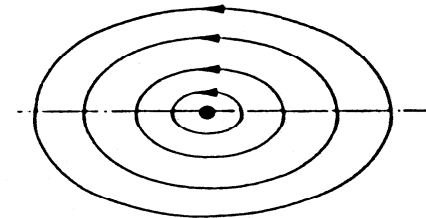
Isotropic attachment node



Saddle point



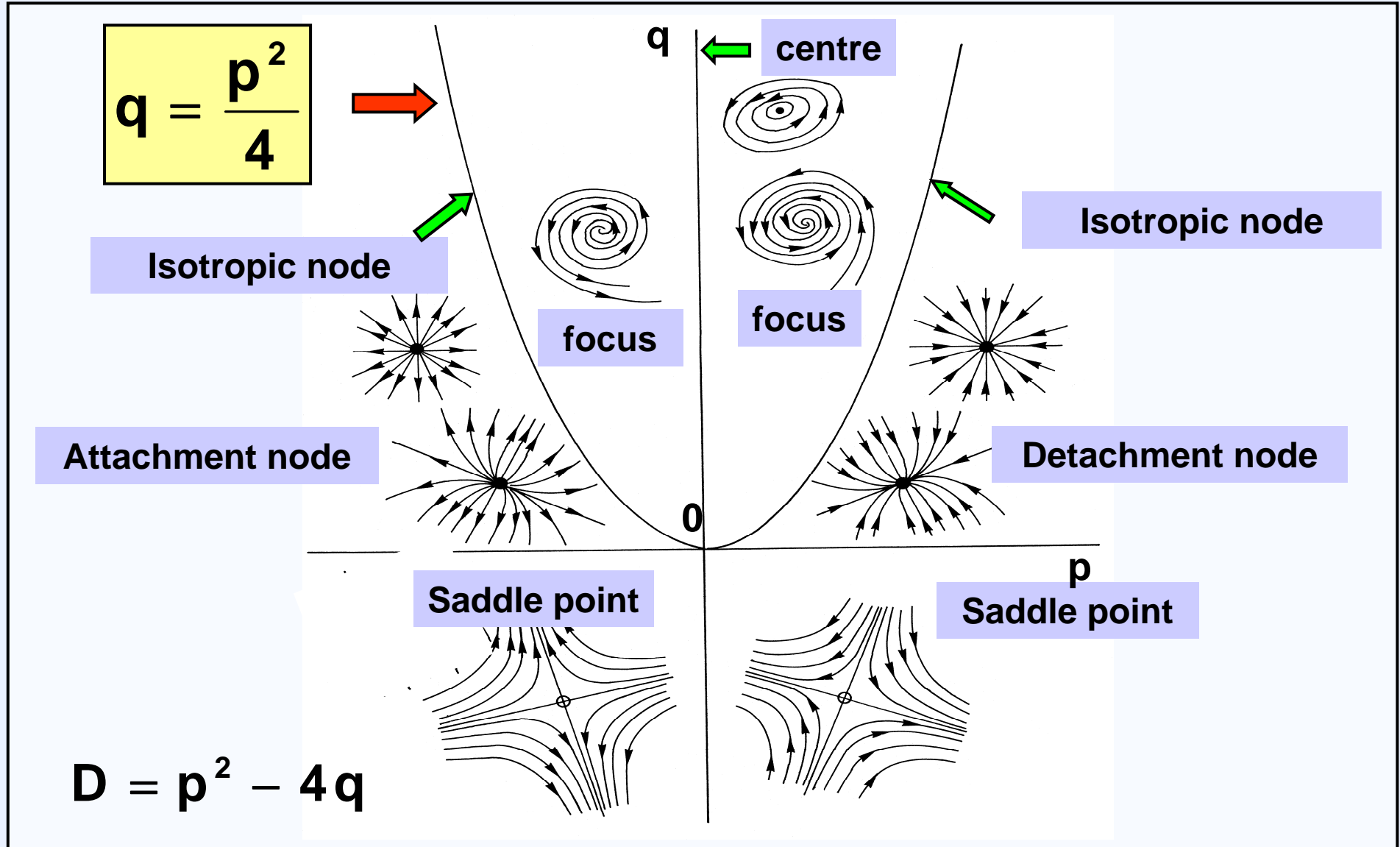
Focus




Centre

The sense of displacement along the trajectories gives a physical meaning to the solution behaviour in the vicinity of the critical points

Critical point classification in the plane [p,q]



Attachment node at the nose of a blunt body



Wind tunnel S2Ch. © Onera

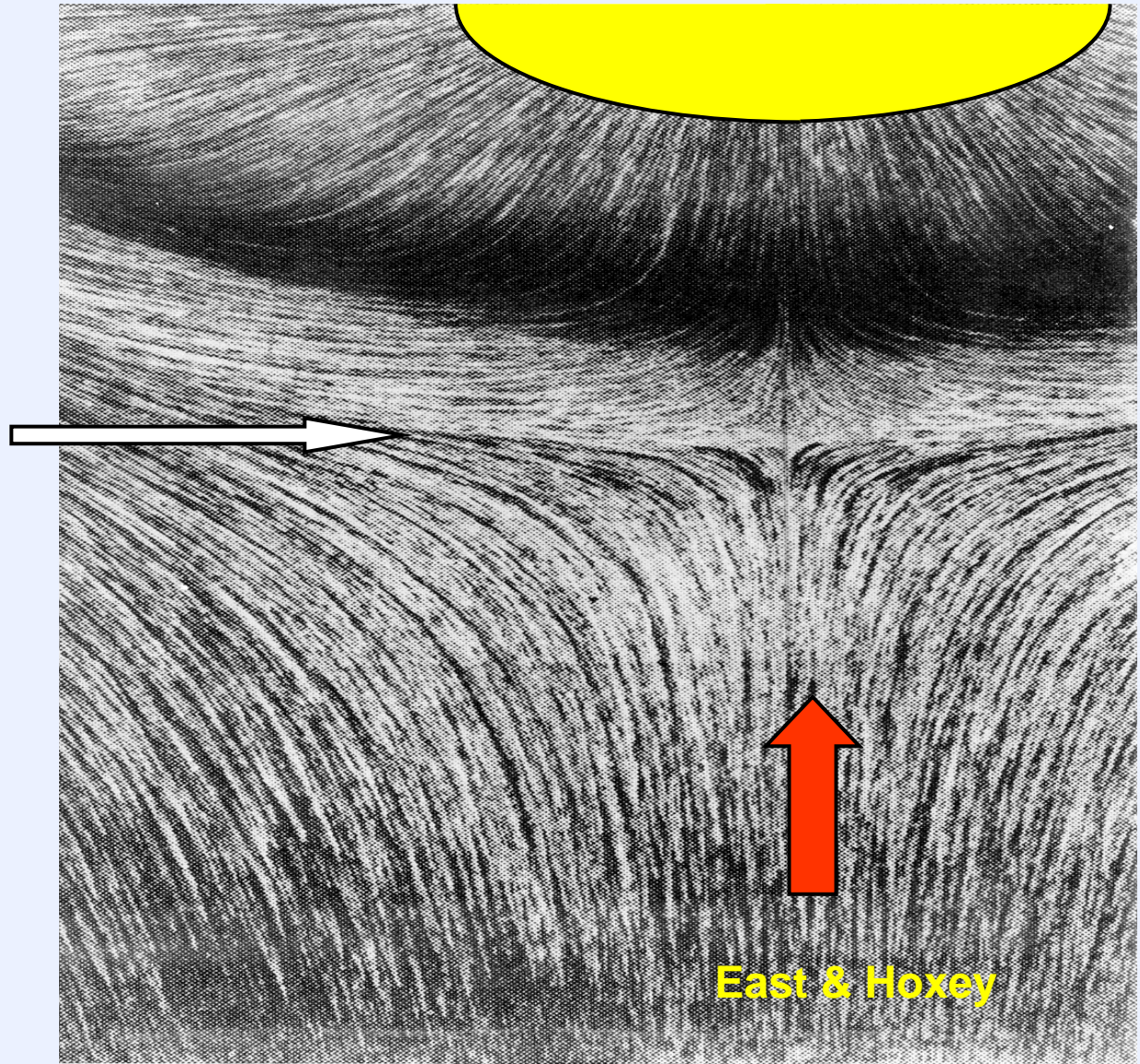
Attachment node at the nose of a blunt body



Wind tunnel S2Ch. © Onera

Saddle point


Detachment line



Separation in front of an obstacle

Spectacular foci

Hurricanes



Hugo



Mitch



Bonnie



Luis

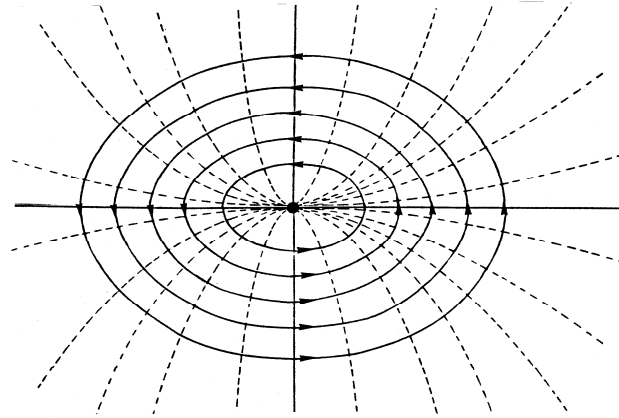
Critical points for the rotational at the wall

Well known results:

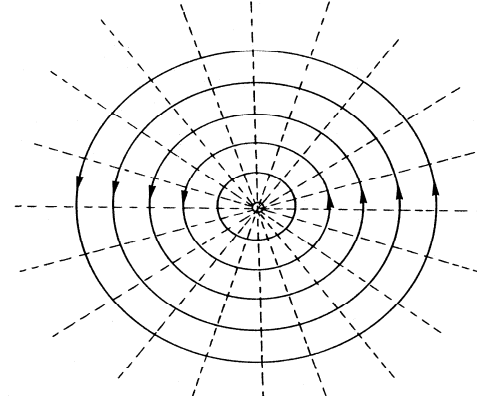
- On a surface, the rotational vector $\vec{\Omega}$ is tangent to the surface.
- At a point on a surface, the skin friction vector $\vec{\tau}$ and the rotational vector $\vec{\Omega}$ are orthogonal.
- The skin friction lines and the rotational trajectories are two families of orthogonal curves.
- The critical points of the skin friction field are also critical points for the rotational field (in general of different nature).

Critical points for the rotational at the wall

Centre

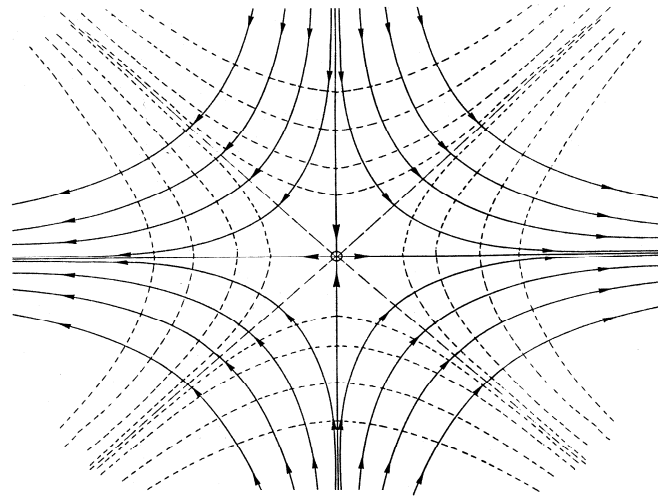


Isotropic centre

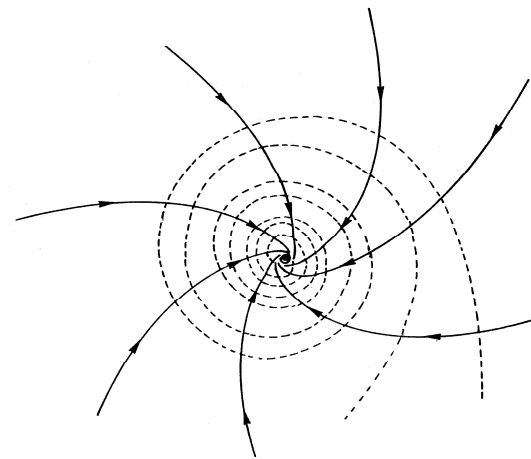


— rotationnal
- - - skin friction


Saddle point



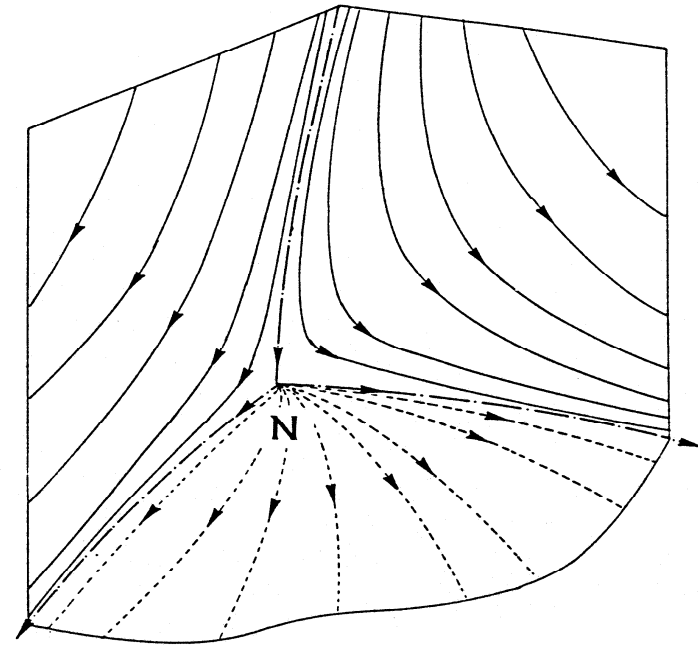
Focus



Three-dimensional nodes and foci




Focus



Node

Skin friction line

Vortex swallowed by an air intake

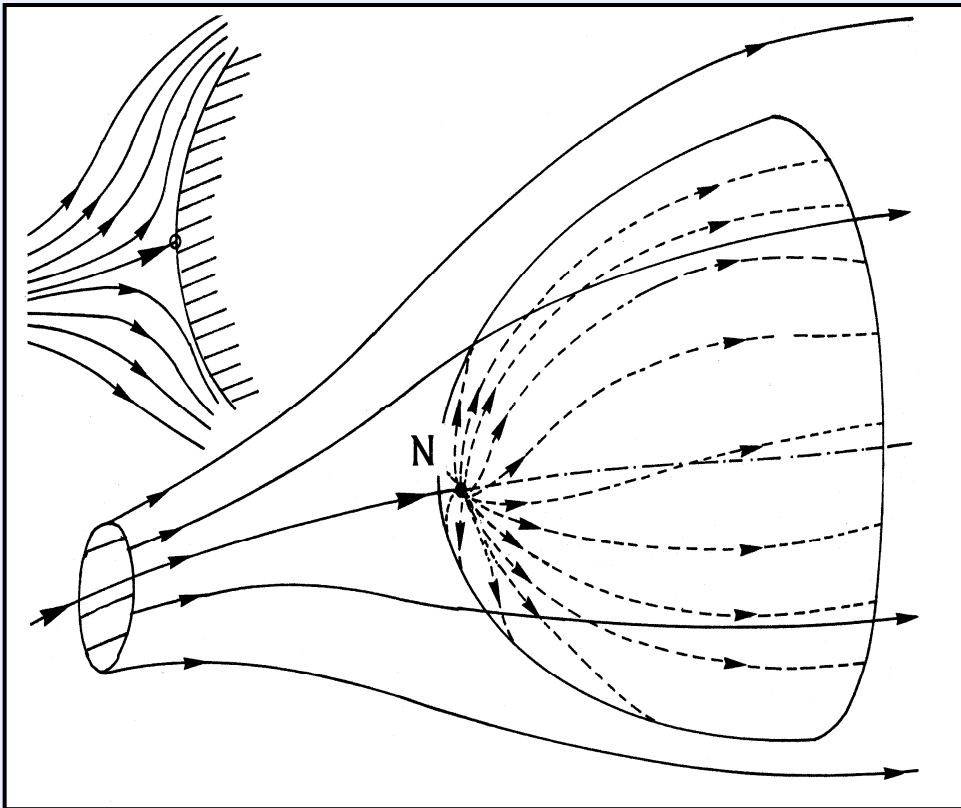


H. Werlé. © Onera

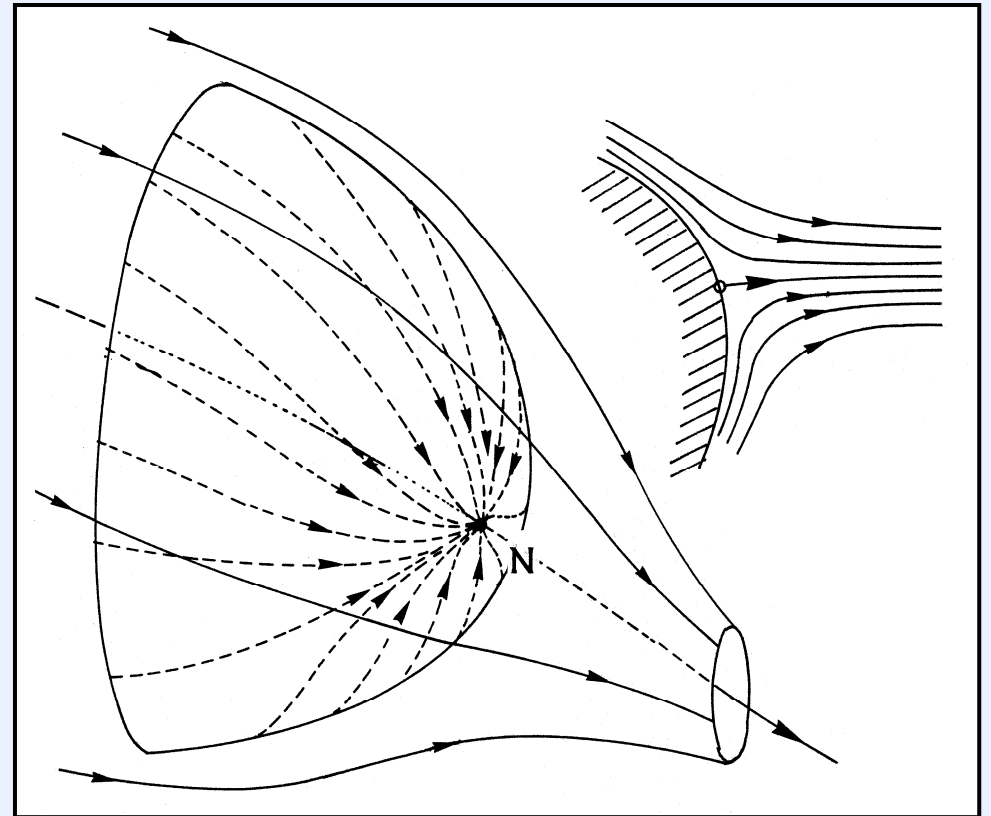
The air intake suction effect induces the formation on a vortex springing from the ground. Here the vortex is swallowed by the air intake.

Three-dimensional nodes and foci

Attachment point




Detachment point



To a node on the surface is associated a saddle point in the contiguous flow

Three-dimensional nodes and foci



Attachment node on the front part of a high speed train